

OCTOBER - DECEMBER 2021

# CROP PRODUCTION REVIEW

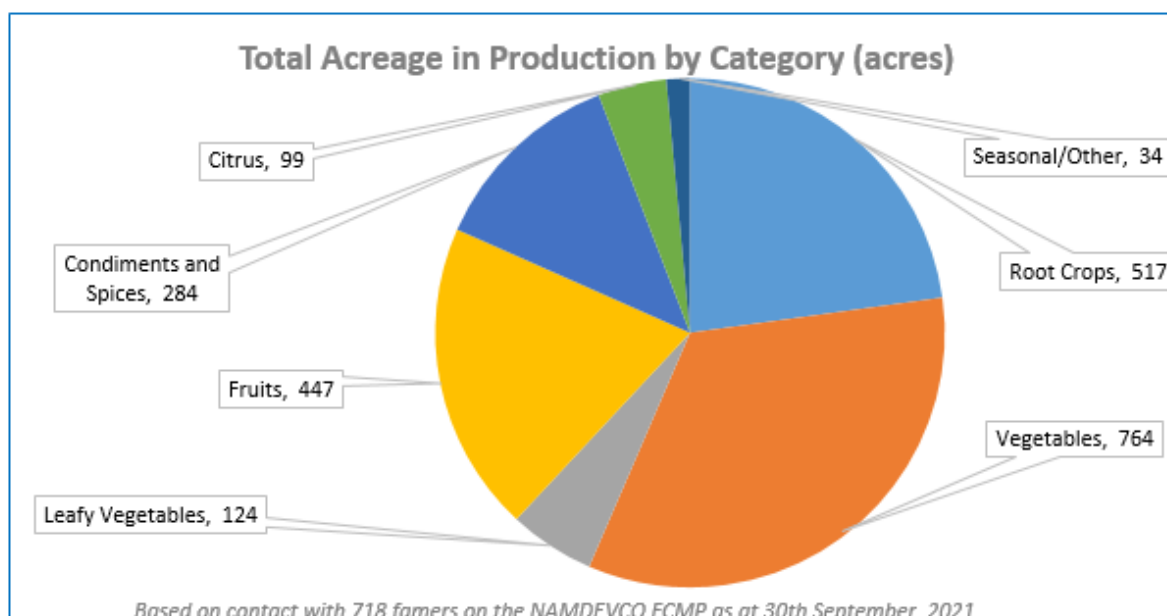
For the month of September, contact was made with 200 farmers with 309 plots on the NAMDEVCO FCMP with further details in the actual Crop Production Summary Report. For the farmers contacted there was an aggregate of 996 acres of the various crops at different stages of production with a projected yield of 4,122,456 kilograms per month during the period of harvest. For all the active farmers on the FCMP there was an aggregate of 2,267 acres of the

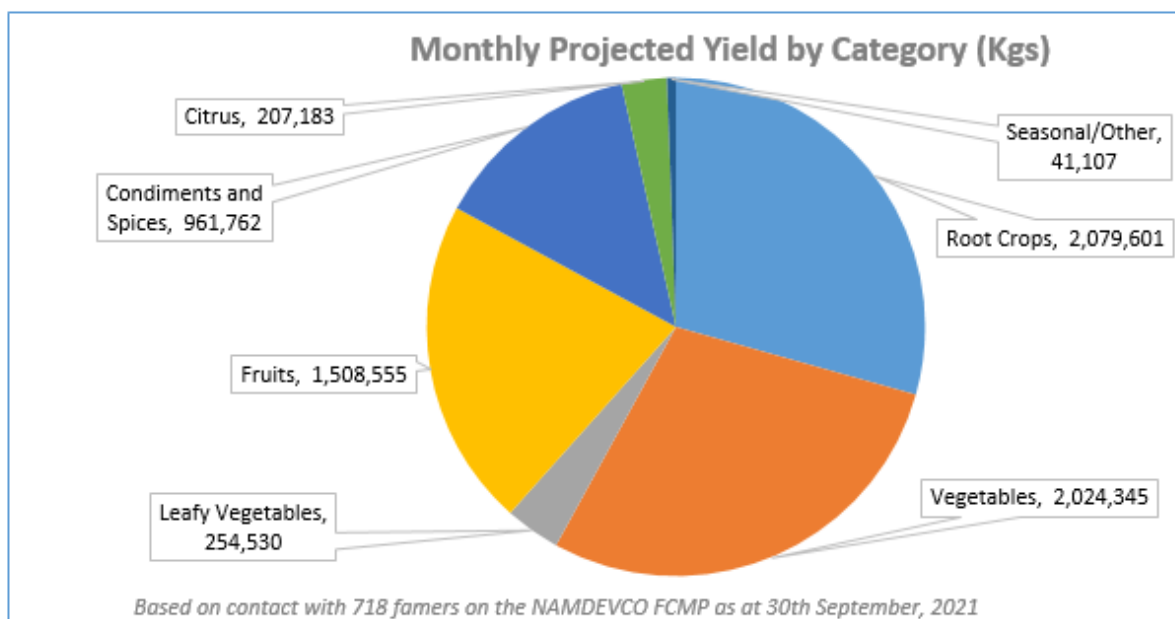
various crops at different stages of production with a monthly projected yield of 7,077,082 kilograms over the next three (3) months ending 31st December, 2021. The harvest dates included in the report are for the crops currently in harvest and those that will come in to harvest during the period indicated. The following diagrams provide a deeper insight.

**200**  
*farmers visited*

---

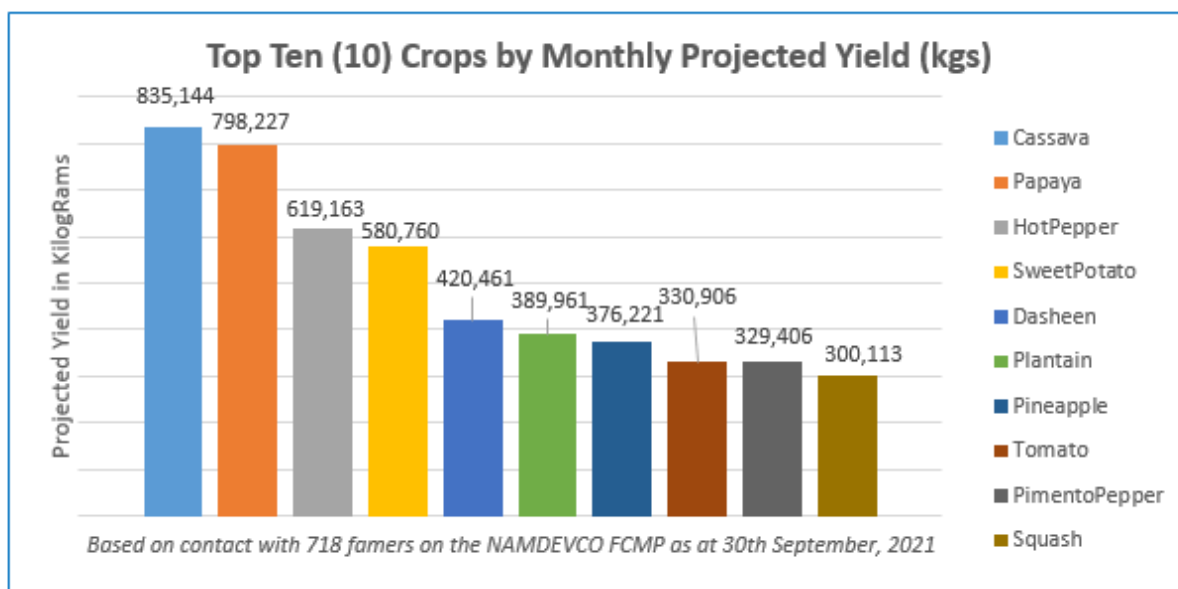
**4,122,456 KGS**  
*projected crop yield*





### *Crop Production Ranking*

The top ten crops in production based on **monthly projected yield in kilograms** are Cassava 835,144; Papaya 798,227; Hot Pepper 619,163; Sweet Potato 580,760; Dasheen 420,461; Plantain 389,961; Pineapple 376,221; Tomato 330,906; Pimento Pepper 329,406 and Squash 300,113.



*Top 3 Commodities per Category of Fresh Produce as at 30th September, 2021*

| <b>ROOT CROPS</b> |                           |                                      |                     |
|-------------------|---------------------------|--------------------------------------|---------------------|
| <b>COMMODITY</b>  | <b>TOTAL ACREAGE (Ac)</b> | <b>MONTHLY PROJECTED YIELD (Kgs)</b> | <b>HARVEST STOP</b> |
| Cassava           | 250.1                     | 835,144                              | 31-Dec-21           |
| Sweet Potato      | 106.3                     | 580,760                              | 31-Dec-21           |
| Dasheen           | 110.9                     | 420,461                              | 31-Dec-21           |

| <b>VEGETABLES</b> |                           |                                      |                     |
|-------------------|---------------------------|--------------------------------------|---------------------|
| <b>COMMODITY</b>  | <b>TOTAL ACREAGE (Ac)</b> | <b>MONTHLY PROJECTED YIELD (Kgs)</b> | <b>HARVEST STOP</b> |
| Plantain          | 297.2                     | 389,961                              | 31-Dec-21           |
| Tomato            | 52.4                      | 330,906                              | 31-Dec-21           |
| Squash            | 40.8                      | 300,113                              | 31-Dec-21           |

| <b>LEAFY VEGETABLES</b> |                           |                                      |                     |
|-------------------------|---------------------------|--------------------------------------|---------------------|
| <b>COMMODITY</b>        | <b>TOTAL ACREAGE (Ac)</b> | <b>MONTHLY PROJECTED YIELD (Kgs)</b> | <b>HARVEST STOP</b> |
| Dasheen Leaves          | 116.4                     | 163,221                              | 31-Dec-21           |
| Cabbage                 | 5.8                       | 79,690                               | 17-Dec-21           |
| Cauliflower             | 0.6                       | 7,308                                | 15-Oct-21           |

| <b>FRUITS</b>    |                           |                                      |                     |
|------------------|---------------------------|--------------------------------------|---------------------|
| <b>COMMODITY</b> | <b>TOTAL ACREAGE (Ac)</b> | <b>MONTHLY PROJECTED YIELD (Kgs)</b> | <b>HARVEST STOP</b> |
| Papaya           | 147.0                     | 798,227                              | 31-Dec-21           |
| Pineapple        | 165.4                     | 376,221                              | 31-Dec-21           |
| Watermelon       | 21.5                      | 202,960                              | 27-Nov-21           |

| <b>CONDIMENTS AND SPICES</b> |                           |                                      |                     |
|------------------------------|---------------------------|--------------------------------------|---------------------|
| <b>COMMODITY</b>             | <b>TOTAL ACREAGE (Ac)</b> | <b>MONTHLY PROJECTED YIELD (Kgs)</b> | <b>HARVEST STOP</b> |
| Hot Pepper                   | 169.9                     | 619,163                              | 31-Dec-21           |
| Pimento                      | 98.5                      | 329,406                              | 31-Dec-21           |
| Shadon Beni                  | 12.6                      | 7,631                                | 31-Dec-21           |

**NAMDEVCO FARM CERTIFICATION AND MONITORING PROGRAMME  
MONTHLY CROP PRODUCTION REVIEW**

| <b>CITRUS</b>    |                           |                                      |                     |
|------------------|---------------------------|--------------------------------------|---------------------|
| <b>COMMODITY</b> | <b>TOTAL ACREAGE (Ac)</b> | <b>MONTHLY PROJECTED YIELD (Kgs)</b> | <b>HARVEST STOP</b> |
| Orange           | 58.0                      | 145,572                              | 31-Dec-21           |
| Lime             | 10.0                      | 43,550                               | 31-Dec-21           |
| Mandarine        | 18                        | 13,138                               | 31-Dec-21           |

| <b>SEASONAL/OTHER</b> |                           |                                      |                     |
|-----------------------|---------------------------|--------------------------------------|---------------------|
| <b>COMMODITY</b>      | <b>TOTAL ACREAGE (Ac)</b> | <b>MONTHLY PROJECTED YIELD (Kgs)</b> | <b>HARVEST STOP</b> |
| TopiTambo             | 7.0                       | 19,500                               | 31-Dec-21           |
| Avocado               | 6.1                       | 5,207                                | 31-Dec-21           |
| Sorrel                | 3.5                       | 4,940                                | 31-Dec-21           |

*Please note that the figures in this report are estimates/projections and should not be quoted in absolute values as it may vary from actual yield due to several factors affecting production.*

**QUALITY ASSURANCE DEPARTMENT  
NAMDEVCO**